



Cover: V88/22 light grey



dwayne

34000

Innovative „wall-free“ fitting

The large seat depth and low seat height invite you to relax even without activating the electric function of **dwayne** 34000. Modern lounging reaches completely new dimensions when you start the function at the touch of a button. For example, the manual or electric headrest adjustment or the innovative electric Wall-Free-Incliner including electric headrest adjustment are available. Your lounge group can be individually planned thanks to individual elements and trapezoidal sections - from sofa to hometainment solution. A contrasting colour is possible.



W.SCHILLIG

ELEMENTS WITH ARMPART RIGHT



M75R
element with armpart



M85R
element with armpart



M95R
element with armpart

100/115/78/44
headrest adjust. = KV1 (surcharge)
electronic. headrest adj. = KVE1 (surcharge)
inclin. &. headrest fct. motor. = RFD1 (surcharge)

110/115/78/44
headrest adjust. = KV1 (surcharge)
electronic. headrest adj. = KVE1 (surcharge)
inclin. &. headrest fct. motor. = RFD1 (surcharge)

120/115/78/44
headrest adjust. = KV1 (surcharge)
electronic. headrest adj. = KVE1 (surcharge)
inclin. &. headrest fct. motor. = RFD1 (surcharge)

ELEMENTS WITH ARMPART LEFT



M75L
element with armpart



M85L
element with armpart
element armpart left



M95L
element with armpart

100/115/78/44
headrest adjust. = KV1 (surcharge)
electronic. headrest adj. = KVE1 (surcharge)
inclin. &. headrest fct. motor. = RFD1 (surcharge)

110/115/78/44
headrest adjust. = KV1 (surcharge)
electronic. headrest adj. = KVE1 (surcharge)
inclin. &. headrest fct. motor. = RFD1 (surcharge)

120/115/78/44
headrest adjust. = KV1 (surcharge)
electronic. headrest adj. = KVE1 (surcharge)
inclin. &. headrest fct. motor. = RFD1 (surcharge)

ELEMENTS WITHOUT ARMPARTS



M75K
element without armpart



M85K
element without armpart



M95K
element without armpart



T
trapezoidal element

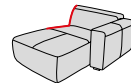
75/115/78/44
headrest adjust. = KV1 (surcharge)
electronic. headrest adj. = KVE1 (surcharge)
inclin. &. headrest fct. motor. = RFD1 (surcharge)

85/115/78/44
headrest adjust. = KV1 (surcharge)
electronic. headrest adj. = KVE1 (surcharge)
inclin. &. headrest fct. motor. = RFD1 (surcharge)

95/115/78/44
headrest adjust. = KV1 (surcharge)
electronic. headrest adj. = KVE1 (surcharge)
inclin. &. headrest fct. motor. = RFD1 (surcharge)

107/113/78/44

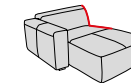
END ELEMENTS RIGHT



K95R
one arm chaise

121/185/78/44
headrest adjust. = KV1 (surcharge)
electronic. headrest adj. = KVE1 (surcharge)

END ELEMENTS LEFT



K95L
one arm chaise

121/185/78/44
headrest adjust. = KV1 (surcharge)
electronic. headrest adj. = KVE1 (surcharge)



Flexible headrest

All items except the trapezoidal section T can be fitted with a manual headrest adjustment with ratchet function at an extra charge.

Headrest adjustment electric

The headrest adjustment can be triggered motorised at an extra charge.

Incliner incl. motorised headrest adjustment

The seat, backrest and concealed legrest slide electrically into a comfortable, ergonomic reclining position. The headrest extends

Contrasting thread

In some leather and fabric colours this model can be supplied with a contrasting-coloured thread, at no surcharge.

ORDER INFORMATION

Ordering the functions:

Standard version of the articles = fixed and without function

KVE1 = Headrest adjustment motorised against surcharge

The electronic headrest moves upwards and forwards at the push of a button, it tilts slightly.

RFD1 = Incliner motorised incl. motorised headrest adjustment at extra charge

At the touch of a button, the electronic headrest moves upwards and forwards, it tilts slightly. The seat slides forward upwards, the back tilts and a legrest folds out.

The functions can be ordered for the individual seats. No function can be ordered for the

trapezoidal section. Only the manual or electric headrest adjustment can be ordered for the one arm chaises.

Back sides of sofas:

All pieces are genuinely upholstered at the back.

Connecting sides:

For a surcharge, the connecting sides can be supplied in the original cover instead of stretch fabric.

Seam appearance:

Decorative, felled or double seams may appear different in fabric and leather versions. For manufacturing reasons, seams may be left out of the fabric version or replaced with simple

seams.

Contrasting thread:

This model is available in leather and some fabric colours with contrasting colour thread at no extra charge. You will find the specified colours in our fabric/leather trolley. Please state the no., otherwise tone-in-tone will be delivered.

All of the dimensions given are approximate dimensions in cm in width/depth/height/seat height. We reserve the right to make changes. The depth includes the overhang with the headrest folded back. The dimensions given always refer to the unloaded state.

Note on seat height:

The final seat height on this model is only reached over time by sitting in, due to the upholstery construction.

Seat depth: approx. **66 cm**

Seat depth with function: ca. **105 cm**

Seat depth one arm chaise:

ca. **133 cm**

Seat depth trapezoidal element: approx. **64 cm**

Armpart width: approx. **25 cm**

Armpart height: approx. **64 cm**

Height with function: ca. **105 cm**

Overall depth with function: approx. **162 cm**

Particularly casual upholstery:

The upholstery of the model is particularly casually processed to create a certain visual


appearance, which is characterised by a super soft surface. Covers may already show a pronounced wavy appearance on delivery, which is intentional due to the design and construction and may become even more pronounced with use. This is not a quality defect, but a model-related characteristic.

Digital fabric/leather and colour samples:

The visual appearance of the covers and colour samples may vary, samples in accordance - colour and structure deviations possible.

W.SCHILLIG

LEGS



dwayne

34000

ORDER CHECKLIST

- Structure and cover
- Manually headrest adj. (surcharge)
- Electr. headrest adjustment (surcharge)
- Electric relax function & headrest adjustment (surcharge)
- Contrasting thread
- Positioning diagram



W.SCHILLIG

dwayne

34000

LIVING EXAMPLES

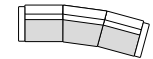


Cover: Z83/95 graphite



Cover: O10/95 black & white

corner combination



347x115

UPHOLSTERED FURNITURE FRAME STRUCTURE

- 1. Frame** - main frame/back frame: beewoch wood structure; functional fittings: metal construction
- 2. Seat suspension** with permanently elastic wave springs
- 3. Seat upholstery structure** of **ergo**-PUR-foam and a high quality mix of polyester fibres and foam rods, filled in boxes
- 4. Back suspension** due to upholstery strap
- 5. Back upholstery structure** of **ergo**-PUR-foam with diolen cover and a high quality mix of polyester fibres and foam rods, filled in boxes

Upholstered furniture from passion.

For almost 75 years, this passion has led to the creation of high-quality and special pieces of furniture and designer furniture - sofas that combine elegant and contemporary design with first-class comfort. We stand for craftsmanship, trend-setting ideas, appealing design and know-how from Germany. The result is upholstered furniture with guaranteed first-class comfort and attention to detail. When selecting the materials used, we pay attention to sustainability and the conservation of resources.

- Traditional craftsmanship down to the last detail
- High-quality, environmentally friendly materials
- Careful & precise workmanship
- Cooperation with renowned furniture designers
- Production according to DIN & RAL quality guidelines of the Deutsche Gütegemeinschaft Möbel e.V.
- Regularly tested product quality „Made in Germany“
- Development at the Upper Franconian location in Ebersdorf near Coburg
- Carefully selected fabric and leather cover collections in many colours for a wide range of requirements.

W.SCHILLIG GmbH & Co. KG
 Am Weinberg 20 - 22
 96237 Ebersdorf bei Coburg
 GERMANY
 Telephone: +49 9562 37-0
 Telefax: +49 9562 37-500
 E-Mail: info@schillig.de



quality
 Made in Germany


W.SCHILLIG