



Design A (MM50A), Design B (MM50B), Design C (MM50C)



## TIMEtoChill

32645

### TIMEtoChill

The multifunctional armchair system is the perfect solution for anyone looking for something special. It offers you the opportunity to customise ergonomics to your heart's content - in three different designs. The choice of three seat heights as well as two seat depths, three backrest heights and two seat widths - characterised by the sizes 'S', 'M' and 'L' - allows you to create your own personal oasis of relaxation. Manual seat/backrest and headrest adjustment are included as standard. You can add various motorised functions for an extra charge.

**For chilled times with W.SCHILLIG.**

ARMCHAIRS DESIGN A



**MS50A**  
armchair S design A  
manual headrest, gas  
press.

68/80/113/47



**MM50A**  
armchair M design A  
manual headrest, gas  
press.

68/82/115/47



**ML55A**  
armchair L design A  
manual headrest, gas  
press.

73/82/117/47

ACCESSORIES



**KVE1**  
motor, headrest func-  
tion only w/ motor  
functions available



**F40**  
2 motors



**F40WA**  
2 motors w/ exch.  
battery



**HW**  
2 motors incl. zero-  
gravity fct.



**HWWA**  
2 motors incl. zero-  
gravity fct. w/ exch.  
battery



**ECO**  
1 motor incl. stand-up  
fct.



**ECOWA**  
1 motor incl. stand-up  
fct. & exch. battery



**HA**  
3 motors incl. zero-  
gravity fct. and stand-  
up fct.



**HAWA**  
3 motors incl.  
zero-gravity fct. and  
stand-up fct. & exch.  
battery



**WA**  
additional exchangea-  
ble battery

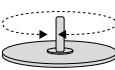
8/4/14/0



**WAH**  
cover for exch. battery



**FU1**  
Five spoke base no  
surcharge pls. indica-  
te desired seat height  
1 - 2 - 3



**FU2.**  
turntable leg, **for  
surcharge** pls. indica-  
te desired seat height  
1 - 2 - 3

ARMCHAIRS DESIGN B



**MS50B**  
armchair S design B  
manual headrest, gas  
press.

80/80/114/47



**MM50B**  
armchair M design B  
manual headrest, gas  
press.

80/82/116/47



**ML55B**  
armchair L design B  
manual headrest, gas  
press.

85/82/118/47

ARMCHAIRS DESIGN C



**MS50C**  
armchair S design C  
manual headrest, gas  
press.

78/80/115/47



**MM50C**  
armchair M design C  
manual headrest, gas  
press.

78/82/117/47



**ML55C**  
armchair L design C  
manual headrest, gas  
press.

83/82/119/47



### Flexible headrest

Every article is equipped with stageless headrest adjustment for standard.



### The right spin

For an extra charge the armchair can be equipped with a metal turntable.



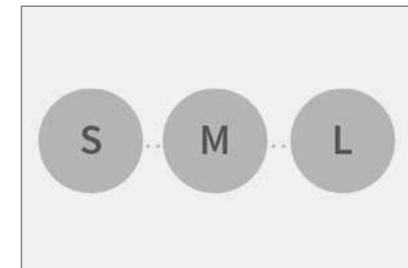
### Seat- /back adjustment

The articles have a manual seat- / back adjustment for standard. For surcharge the function is available with motor. See order information.



### Metal colours

The metal armparts, legs and push-button switches are available in different metal colours - coordinated with each other, see metal colours.



### Armchair sizes

The armchairs are available in the sizes 'S', 'M' and 'L', which differ in width, seat depth and backrest height. See ordering information.

## ORDER INFORMATION

### Ordering the functions:

Manual seat/backrest adjustment with gas pressure spring (included): The backrest tilts backwards, at the same time the seat slides backwards and lowers slightly. The footrest extends. Overall, the angle between the backrest and seat remains unchanged. By operating the chrome lever on the side, you can use your body weight to continuously lower the backrest further without changing the seat or footrest. The desired seat position can be locked in place.

Manual headrest adjustment (included)

**Please specify additional functions for surcharge when ordering - if additional functions are ordered, the standard functions of seat/back adjustment by gas pressure and manual headrest adjustment do not apply:**

[www.schillig.com](http://www.schillig.com)

**KVE1** = motorised headrest adjustment (only possible in combination with other motorised functions)

**F40** = seat/back adjustment with 2 motors

**F40WA** = seat/back adjustment with 2 motors incl. 1 external battery

**HW** = seat/back adjustment with 2 motors incl. 1 external battery

**HWWA** = seat/backrest adjustment with 2 motors incl. heart balance function incl. 1 external battery

**ECO** = seat/backrest adjustment with 1 motor incl. stand-up aid ECO

**ECOWA** = Seat/backrest adjustment with 1 motor incl. 1 external battery Stand-up aid ECO incl. 1 external rechargeable battery

**HA** = seat/back adjustment with 3 motors incl. heart balance function & stand-up aid ECO

**HAWA** = seat/back adjustment with 3 motors

incl. heart balance function & stand-up aid ECO incl. 1 external rechargeable battery

### Adjustment by motor:

Please pay attention that with using the adjustment by motor with battery pack the battery has to be charged completely every 4 to 6 weeks, also if the function wasn't used regularly..

### Rotary limitation:

The armchairs with stream supply by net cable are defeated by a rotary limitation to maximum 355° what serves for the protection of the net cable.

### Exchangeable battery:

An additional exchangeable battery **WA** can be ordered in addition (for functions with an external battery, only one battery is ever included). A **WAH** cover is available for the rechargeable battery, which is integrated into the chair cover.

As the battery is plugged into the back of the chair, it can blend discreetly into the furniture.

### Accessories USB-C connection:

With the USB-C connection, any end product can be used in accordance with the current USB-C standard. To ensure perfect functionality, the original charging cable from the respective manufacturer should be used. USB-C is only possible in conjunction with motorised functions. The output power is 5V/2.1 A. It is sufficient to charge all standard end devices, including tablet PCs. It is integrated into the function push-buttons on the furniture and is available in various metal colours. Please specify.

### Armchair sizes:

MS50A, MS50B, MS50C - Single armchair

"Small" - Seat width approx. 50 cm, seat depth approx. 50 cm, back height base

MM50A, MM50B, MM50C - Single armchair

"Medium" - Seat width approx. 50 cm, seat depth approx. 52 cm, backrest height base + approx. 2 cm

ML55A, ML55B, ML55C - "Large" single armchair - seat width approx. 55 cm, seat depth approx. 52 cm, backrest height base + approx. 4 cm

### Seat heights:

The armchairs are available in 3 different seat heights, please specify when ordering: SH1 = approx. **47 cm**, SH2 = approx. **49 cm**, SH3 = approx. **51 cm**.

W. SCHILLIG



### Flexible headrest

Every article is equipped with stageless headrest adjustment for standard.



### The right spin

For an extra charge the armchair can be equipped with a metal turntable.



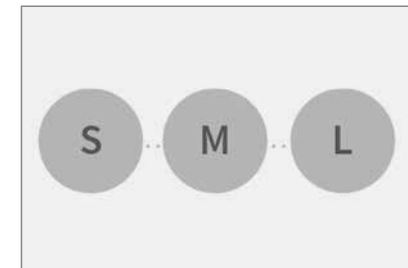
### Seat- /back adjustment

The articles have a manual seat- / back adjustment for standard. For surcharge the function is available with motor. See order information.



### Metal colours

The metal armrests, legs and push-button switches are available in different metal colours - coordinated with each other, see metal colours.



### Armchair sizes

The armchairs are available in the sizes 'S', 'M' and 'L', which differ in width, seat depth and backrest height. See ordering information.

## ORDER INFORMATION

### Seam appearance:

Decorative, felled or double seams may appear different in fabric and leather versions. For manufacturing reasons, seams may be left out of the fabric version or replaced with simple seams.

**All of the dimensions given are approximate dimensions in cm in width/depth/height/seat height. We reserve the right to make changes.**

**The swivel legs protrude. The dimensions are given excluding this protrusion.**

Seat height Stand-up aid fully extended: approx. **67/69/71 cm**

Dimensions armchair design A:

Armpart width: approx. **7 cm**

Armpart height: approx. **45 cm** (without base)

Dimensions armchair design B:

Armpart width: approx. **11 cm**

**www.schillig.com**

Armpart height: approx. **45 cm** (without base)

Dimensions armchair design C:

Armpart width: approx. **13 cm**

Armpart height: approx. **47 cm** (without base)

Stand-up aid seat height: approx. **47 - 67 cm**

### Model-related feature:

The upholstery is deliberately processed casually to create a certain visual appearance. Waving is not a quality defect, but a model-related feature that ensures optimum seating comfort.

### Note on upholstery construction:

For this model, inlets with chamber cushions have been processed in the back cushions. This can lead to the marking of individual chambers and is a typical feature of the product.

### Digital fabric/leather and colour samples:

The visual appearance of the covers and colour samples may vary, samples in accordance -

colour and structure deviations possible.

  
W. SCHILLIG

LEGS



5-spoke base **diff.**  
**metal col. 3 seat**  
**heights - FU1**  
**F 99**



level base **diff.**  
**metal col. 3 seat**  
**heights - FU2.**  
**F 6Q**

**Metal colours:**  
The metal legs are available in various metal colours. Please specify the desired colour (glossy chrome M20 or black powder-coated M99) when ordering. The colours are supplied in matching colours:  
Shiny chrome base - shiny chrome arm section - silver powder-coated push-button switch (T00).

Black powder-coated base - black powder-coated arm section - black powder-coated push-button switch (T77).  
**Legs in three seat heights:**  
The legs are available in 3 leg heights. Thus 3 seat heights result. The seat height has to be indicated.  
SH1 = seat height **47 cm**  
SH2 = seat height **49 cm**  
SH3 = seat height **51 cm**

POSSIBLE METAL COLOURS FOR LEGS, ARMRESTS AND PUSH-BUTTON SWITCH



high-gloss  
chrome

M20



black

M99



silver

T00



black

T77

ORDER CHECKLIST

- Item no. and cover
- Functions (surcharge)
- Accessories
- Seat height
- Leg design
- Metal colour for legs/ metal arm-part & push-button switch

## LIVING EXAMPLES



Armchair MM50B in Z66/43 greige cover



Armchair MS50C in Z73/95 graphite cover

## UPHOLSTERED FURNITURE FRAME STRUCTURE



The design of the cross-section shown here is based on a sample and serves to illustrate the upholstery structure.

- 1. Frame** - metal construction
- 2. Seat suspension** with permanently elastic wave springs
- 3. Seat upholstery structure** of **ergo**-PUR-foam with diolen cover
- 4. Back suspension** with suspension and **ergo**-PUR-foam
- 5. Back upholstery structure** of **ergo**-PUR-foam and a high quality mix of polyester fibres and foam rods, filled in boxes, diolen cover

### Upholstered furniture from passion.

For more than 75 years, this passion has led to the creation of high-quality and special pieces of furniture and designer furniture - sofas that combine elegant and contemporary design with first-class comfort. We stand for craftsmanship, trend-setting ideas, appealing design and know-how from Germany. The result is upholstered furniture with guaranteed first-class comfort and attention to detail. When selecting the materials used, we pay attention to sustainability and the conservation of resources.

- Traditional craftsmanship down to the last detail
- High-quality, environmentally friendly materials
- Careful & precise workmanship
- Cooperation with renowned furniture designers
- Production according to DIN & RAL quality guidelines of the Deutsche Gütegemeinschaft Möbel e.V.
- Regularly tested product quality "Made in Germany"
- Development at the Upper Franconian location in Ebersdorf near Coburg
- Carefully selected fabric and leather cover collections in many colours for a wide range of requirements.

**W.SCHILLIG** GmbH & Co. KG  
 Am Weinberg 20 - 22  
 96237 Ebersdorf bei Coburg  
 GERMANY  
 Telephone: +49 9562 37-0  
 Telefax: +49 9562 37-500  
 E-Mail: info@schillig.de



German  
**quality**  
 Made in Europe

  
**W.SCHILLIG**