



Cover: O10/43 ivory



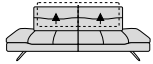
## seventy5

16741

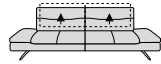
### **More than just a piece of furniture.**

This sofa is a place where stories are created, memories are formed and the home finds its soul. The integrated seat depth adjustment adapts effortlessly to the owner, while the optional arm part adjustment adds the finishing touch for cosy snuggling or social gatherings. Supported by elegant metal runners that give the sofa a floating lightness, seventy5 radiates a powerful presence, coupled with personality, style and a place full of cosy comfort.

SOFAS



NL70  
sofa incl. seat depth adjustment

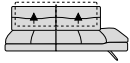


NL80  
large sofa incl. seat depth adjustment

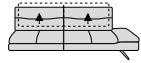
218/91/87/42  
armpart adjust. =  
SV2 (surcharge)

238/91/87/42  
armpart adjust. =  
SV2 (surcharge)

ELEMENTS WITH ARMPART RIGHT



NL70R  
sofa w/ arm incl. seat depth adjustment



NL80R  
large sofa w/ arm incl. seat depth adjustment

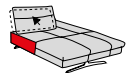
178/91/87/42  
armpart adjust. =  
SV1 (surcharge)

198/91/87/42  
armpart adjust. =  
SV1 (surcharge)

END ELEMENTS RIGHT



KL70R  
one arm chaise incl. seat depth adjustment



KL10R  
one arm chaise incl. seat depth adjustment



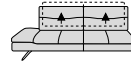
EP70R  
corner sofa with arm-part incl. seat depth adjustment

114/158/87/42  
armpart adjust. =  
SV1 (surcharge)

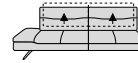
144/158/87/42  
armpart adjust. =  
SV1 (surcharge)

101/208/87/42  
armpart adjust. =  
SV1 (surcharge)

ELEMENTS WITH ARMPART LEFT



NL70L  
sofa w/ arm incl. seat depth adjustment



NL80L  
large sofa w/ arm incl. seat depth adjustment

178/91/87/42  
armpart adjust. =  
SV1 (surcharge)

198/91/87/42  
armpart adjust. =  
SV1 (surcharge)


END ELEMENTS LEFT



KL70L  
one arm chaise incl. seat depth adjustment



KL10L  
one arm chaise incl. seat depth adjustment



EP70L  
corner sofa with arm-part incl. seat depth adjustment

114/158/87/42  
armpart adjust. =  
SV1 (surcharge)


144/158/87/42  
armpart adjust. =  
SV1 (surcharge)

101/208/87/42  
armpart adjust. =  
SV1 (surcharge)

**FREE-STANDING ELEMENTS RIGHT**



**CL70R**  
Daybed incl. seat  
depth adjustment



**CL80R**  
Daybed incl. seat  
depth adjustment

218/91/87/42  
**armpart adjust. =**  
**SV1** (surcharge)

238/91/87/42  
**armpart adjust. =**  
**SV1** (surcharge)

**FREE-STANDING ELEMENTS LEFT**



**CL70L**  
Daybed incl. seat  
depth adjustment



**CL80L**  
Daybed incl. seat  
depth adjustment

218/91/87/42  
**armpart adjust. =**  
**SV1** (surcharge)

238/91/87/42  
**armpart adjust. =**  
**SV1** (surcharge)

**OTTOMANS & ACCESSORIES**



**G70**  
ottoman

70/70/42



**G140**  
extra large ottoman

140/70/42



**U70K**  
plug-in headrest for  
70 cm seat

63/10/20



**U80K**  
plug-in headrest for  
80 cm seat

73/10/20



**U100K**  
plug-in headrest for  
100 cm seat

93/10/20



**UN70.**  
lumbar pillow 70 cm  
seat

68/10/17



**UN80.**  
lumbar pillow for 80  
cm seat

78/10/17



**UN100**  
lumbar pillow for 100  
cm seat

98/10/17

**Z**  
base leg



### Flexible seat depth

The back of some units can be moved backwards to increase the seat depth, see type plan. The total depth changes.

### Flexible armparts

The armparts are foldable and fitted with a notch function for a surcharge. Item no. = SV1, SV2.

### Flexible plug-in headrests

The headrests with joint can be inserted into the opening between the back body and the back cushions individually.

### Elegant metal runner

This model is equipped with an elegant metal runner in black powder-coated.

### Lumbar pillow

The lumbar pillow can be placed in the back for an even more comfortable fit.

## ORDER INFORMATION

### Flexible armparts:

Flexible armparts can carry a maximum load of 25 kg and are not a seat. The armpart is used in an upright or folded-out position. There is no locking mechanism between the positions.

### Free-standing elements:

Please note that the orientation "left/right" is the position of the armpart.

### Back sides of sofas:

All pieces are genuinely upholstered at the back.

### Positioning diagram:

Please send us a positioning diagram, depending on the amount of different variations available. We have marked the connecting sides in red for end elements in the type guide.

### Base leg Z:

If elements and sofas without or with 1 armpart are to be placed directly against elements or

sofas without or with 1 armpart, a base leg Z is required and must be ordered separately.

### Connecting sides:

For a surcharge, the connecting sides can be supplied in the original cover instead of stretch fabric.

### Seam appearance:

Decorative, felled or double seams may appear different in fabric and leather versions. For manufacturing reasons, seams may be left out of the fabric version or replaced with simple seams.

**All of the dimensions given are approximate dimensions in cm in width/depth/height/seat height. We reserve the right to make changes.**

Seat depth: ca. **54 cm**

Seat depth with function seat depth adjustment:

Back at the front: ca. **54 cm**

Back at the back: approx. **79 cm**

Seat depth one arm chaise: approx. **122 cm**

Seat depth one arm chaise incl. seat depth

adjustment: approx. **147 cm**

Armpart width: approx. **40 cm**

Armpart depth: approx. **89 cm**

Armpart height: ca. **48 cm**

Armpart height with function full up: approx.

**64 cm**

### Note on seat height:

The final seat height on this model is only reached over time by sitting in, due to the upholstery construction.

### Especially casual upholstery:

The upholstery is especially casually processed to create a certain appearance with a super soft surface. The covers may already show a pronounced wavy appearance on delivery, which is

intentional due to the design and construction and may become even more pronounced with use. This is not a quality defect, but a model-related characteristic.

### Note on the upholstery structure:

For this model, inlets with chamber cushions have been used in the seat and back cushions. This can lead to the marking of individual chambers and is a typical feature of the product.

### Digital fabric/leather and colour samples:

The visual appearance of the covers and colour samples may vary, samples in accordance - colour and structure deviations possible.

### Technical change regarding the plug-in head restraints:

From order date 1st November 2024, the plug-in head restraints will no longer be supplied with a metal bracket in glossy chrome but in black powder-coated.

## LEGS



metal runner black

### F T9

#### **Powder-coated:**

The colour M99 black is powder-coated.

#### **Leg and floor protection:**

Slim furniture legs with a small gliding surface exert increased pressure on the floor. For sensitive floors, we recommend fitting glides/ an underlay to protect against scratches and pressure marks.

## seventy5

16741

### ORDER CHECKLIST

- Articles and cover
- Flexible armparts (surcharge)
- Ottomans
- Flexible plug-in headrest
- Lumbar pillows
- Base leg Z
- Positioning diagram



W.SCHILLIG

LIVING EXAMPLES



Cover: S22/44 steel



Cover: S45/16 blossom



Cover: Z78/49 sand



Cover: Z89/47 champagne



W.SCHILLIG

## UPHOLSTERED FURNITURE FRAME STRUCTURE


- 1. Frame** - metal construction
- 2. Seat suspension** with permanently elastic wave springs
- 3. Seat upholstery structure** of ergo-PUR-foam and a high quality mix of polyester fibres and foam rods, filled in boxes
- 4. Back suspension** due to upholstery strap
- 5. Back upholstery structure** of high-quality mix of polyester fibres and foam sticks, filled in cushion boxes

### Upholstered furniture from passion.

For 75 years, this passion has led to the creation of high-quality and special pieces of furniture and designer furniture - sofas that combine elegant and contemporary design with first-class comfort. We stand for craftsmanship, trend-setting ideas, appealing design and know-how from Germany. The result is upholstered furniture with guaranteed first-class comfort and attention to detail. When selecting the materials used, we pay attention to sustainability and the conservation of resources.

- Traditional craftsmanship down to the last detail
- High-quality, environmentally friendly materials
- Careful & precise workmanship
- Cooperation with renowned furniture designers
- Production according to DIN & RAL quality guidelines of the Deutsche Gütegemeinschaft Möbel e.V.
- Regularly tested product quality "Made in Germany"
- Development at the Upper Franconian location in Ebersdorf near Coburg
- Carefully selected fabric and leather cover collections in many colours for a wide range of requirements.

**W.SCHILLIG** GmbH & Co. KG  
 Am Weinberg 20 - 22  
 96237 Ebersdorf bei Coburg  
 GERMANY  
 Telephone: +49 9562 37-0  
 Telefax: +49 9562 37-500  
 E-Mail: info@schillig.de



German  
**quality**  
 Made in Europe

  
**W.SCHILLIG**